

Songwriting Improvisation

Part 1

Structure Prompts

How to use this book

This book is in two sections

The first shows you pictures of possible song structures. They could be structures of an entire song, with A as a chorus and B as a verse

They could be the structure of your verse with A and B as rhyming pairs

You decide

The second shows you shapes

The shapes could be the changes in pitch over the course of one line or four


They could be the dynamics, lounds and softs of a whole song

You decide

The idea is - look at them, use them as a rough guide, start playing and see what turns up

Section 1

Songwriting Improvisation part 1 - Tom Slatter www.songwright.co.uk




A

B

A

B




A


B

A

C



Songwriting Improvisation part 1 - Tom Slatter www.songwright.co.uk



Songwriting Improvisation part 1 - Tom Slatter www.songwright.co.uk



A



B

Section 2


Songwriting Improvisation part 1 - Tom Slatter www.songwright.co.uk




Songwriting Improvisation part 1 - Tom Slatter www.songwright.co.uk



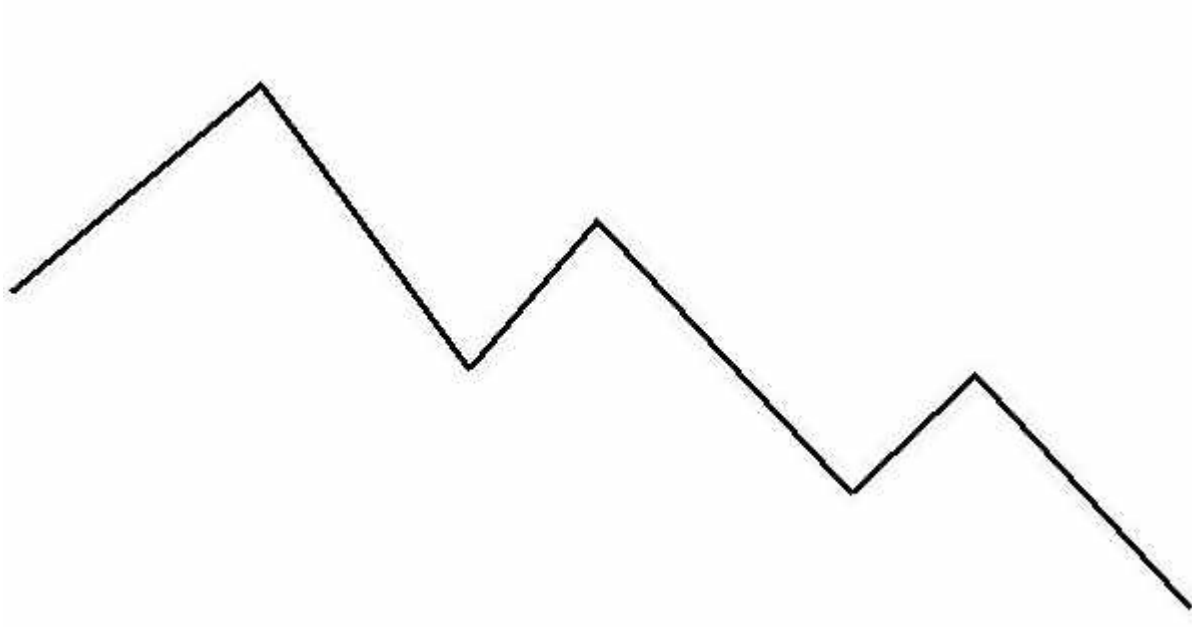
Songwriting Improvisation part 1 - Tom Slatter www.songwright.co.uk




Songwriting Improvisation part 1 - Tom Slatter www.songwright.co.uk



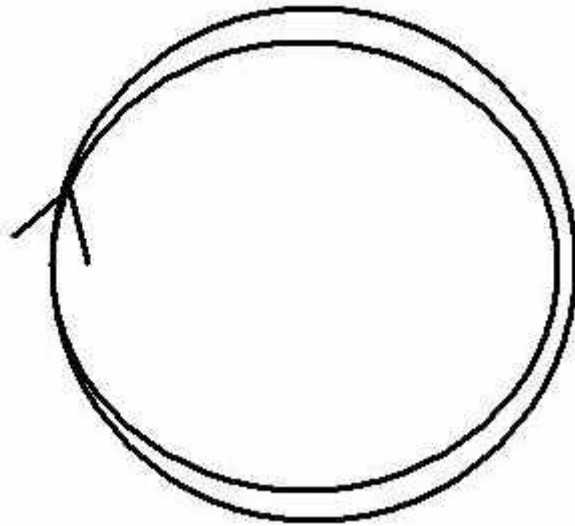
Songwriting Improvisation part 1 - Tom Slatter www.songwright.co.uk



Songwriting Improvisation part 1 - Tom Slatter www.songwright.co.uk



Songwriting Improvisation part 1 - Tom Slatter www.songwright.co.uk



Songwriting Improvisation part 1 - Tom Slatter www.songwright.co.uk

If you have success using
these, let me know

tomslattermusic@gmail.
com